

Kiln Hire





Bring your pottery and fire it in our kiln
in Strathblane.
Get in touch and come on a visit to discuss.


The Milndavie Pottery, Eaglesfield,

Milndavie Road, Strathblane, Scotland G63 9EL

 milndaviepottery@gmail.com

 01360 770106

 <https://www.milndaviepottery.co.uk>

 <https://www.facebook.com/MilndaviePottery>

About our kilns

We have two kilns. Neither is huge but they can fit pieces of maximum diameter 35cm. (28cm or 45cm high). We use one or other of the kilns on most days so we are not the right place for potters who want to fire high volumes of pottery. Nevertheless we are more than happy to rent out kiln space to potters who want to fire a shelf a week (or less) but the following points are important.

1. We hire out individual shelves IF your pottery can fire using the same programmes we use. Otherwise the whole kiln must be hired.
2. We are not expert kiln masters and cannot advise on kiln programmes or explain problems or defects in the finished ware. We will be happy to share our little knowledge and experience but no expertise comes with the rental of our kiln space!
3. Sometimes accidents happen but we reserve the right to refuse to fire anything we are worried about—we are not natural risk takers and we don't want our kilns to be blown up.

Cost of hire

We charge £12 per shelf. The bigger kiln costs £48 for the whole kiln—£36 for the smaller. Shelf hire is for pottery under 15cm tall (our tallest shelf support). Anything taller counts as two shelves (or more!). We charge the same regardless of the programme used. The glaze firing is therefore better value but we assume most potters will use both so things will balance out, and the extra profit on bisque firings will help with kiln maintenance costs (eg we need to buy new elements regularly).

Bisque Firing

Your pottery must be bone-dry and to have been drying for at least two weeks, preferably three, and even longer if pieces are very thick. We do not have storage space for pottery to dry here.

We expect clay to have been wedged properly and not to run the risk of exploding in the kiln.

If your pottery is very fragile we may ask you to load the kiln yourself. We don't want to have the experience of breaking your stuff.

Our bisque programme is: 60C° per hour to 600C° (ten min hold) then 200C° per hour to 1060C° (15min hold). The kiln can take about 12 hours to cool down after that. We won't know if that is the correct bisque firing programme for your clay.

Glaze Firing

We are extremely careful about not getting glaze onto our kiln shelves. We stilt everything and clean the bottoms of all our pottery. We put bisque under potential drippers. Sometimes accidents happen but we expect kiln hirers to help us if their glaze gets on our shelves. We have an angle grinder and goggles and any remedial work must be undertaken at your own risk. At worst, a new kiln shelf costs £20!

We will not fire anything that is likely to fall over.

Our glaze programme is: 100C° per hour to 600C° (ten min hold) then 200C° per hour to 1220C° (15min hold). The kiln can take about 15 hours to cool down after that. We won't know if that is the correct glaze firing programme for you.

Additional Firing Programme

We also use a low fire programme, usually for pottery painting activities, which fires to 1020C°.